


Fast Switching Plastic Rectifier



DO-204AL (DO-41)

FEATURES

- Fast switching for high efficiency
- Low forward voltage drop
- Low leakage current
- High forward surge capability
- Solder dip 260 °C, 40 s
- Component in accordance to RoHS 2002/95/EC and WEEE 2002/96/EC



RoHS
COMPLIANT

TYPICAL APPLICATIONS

For use in fast switching rectification of power supply, inverters, converters and freewheeling diodes for consumer and telecommunication.

(Note: These devices are not Q101 qualified.)

MECHANICAL DATA

Case: DO-204AL, molded epoxy body

Epoxy meets UL 94V-0 flammability rating

Terminals: Matte tin plated leads, solderable per J-STD-002 and JESD22-B102

E3 suitable for consumer grade, meets JESD 201 class 1A whisker test

Polarity: Color band denotes cathode end

PRIMARY CHARACTERISTICS	
$I_{F(AV)}$	1.0 A
V_{RRM}	400 V to 1000 V
I_{FSM}	20 A
t_{rr}	150 ns, 250 ns, 500 ns
I_R	5.0 μ A
V_F	1.3 V
T_J max.	125 °C

MAXIMUM RATINGS (T _A = 25 °C unless otherwise noted)						
PARAMETER	SYMBOL	BA157	BA158	BA159D	BA159	UNIT
Maximum repetitive peak reverse voltage	V_{RRM}	400	600	800	1000	V
Maximum RMS voltage	V_{RMS}	280	420	560	700	V
Maximum DC blocking voltage	V_{DC}	400	600	800	1000	V
Maximum average forward rectified current 0.375" (9.5 mm) lead length at T _A = 55 °C	$I_{F(AV)}$	1.0				A
Peak forward surge current 10 ms single half sine-wave superimposed on rated load	I_{FSM}	20				A
Maximum operation junction temperature	T _J	- 65 to + 125				°C
Maximum storage temperature	T _{STG}	- 65 to + 150				°C

ELECTRICAL CHARACTERISTICS (T _A = 25 °C unless otherwise noted)							
PARAMETER	TEST CONDITIONS	SYMBOL	BA157	BA158	BA159D	BA159	UNIT
Maximum instantaneous forward voltage	1.0 A	V_F	1.3			V	
Maximum DC reverse current at rated DC blocking voltage	T _A = 25 °C	I_R	5.0			μ A	
Maximum reverse recovery time	F = 0.5 A, I _R = 1.0 A, I _{rr} = 0.25 A	t_{rr}	150	250	500	ns	
Typical junction capacitance	4.0 V, 1 MHz	C _J	12			pF	

BA157 thru BA159

ORDERING INFORMATION		(Example)			
PREFERRED P/N	UNIT WEIGHT (g)	PREFERRED	PACKAGE CODE	BASE QUANTITY	DELIVERY MODE
BA158-E3/54	0.33		54	5500	13" diameter paper tape and reel
BA158-E3/73	0.33		73	3000	Ammo pack packaging

RATINGS AND CHARACTERISTICS CURVES

($T_A = 25^\circ\text{C}$ unless otherwise noted)

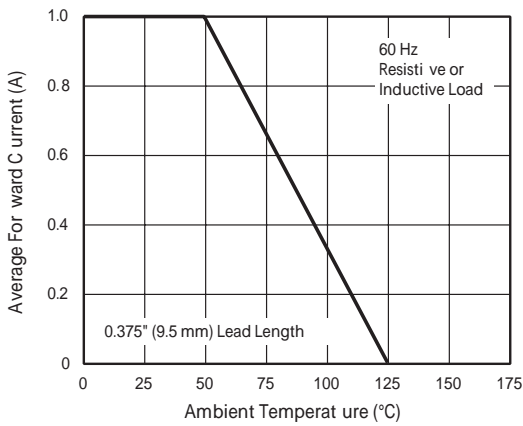


Figure 1. Forward Current Derating Curve

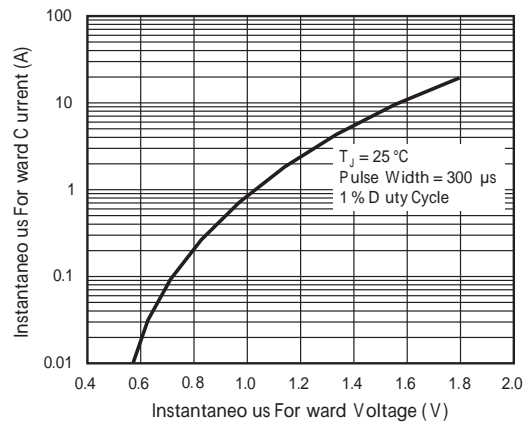


Figure 3. Typical Instantaneous Forward Characteristics

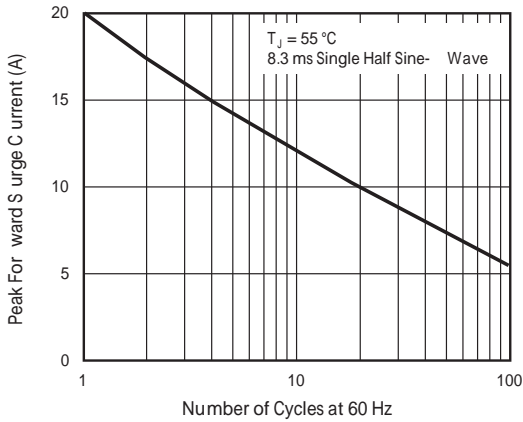


Figure 2. Maximum Non-repetitive Peak Forward Surge Current

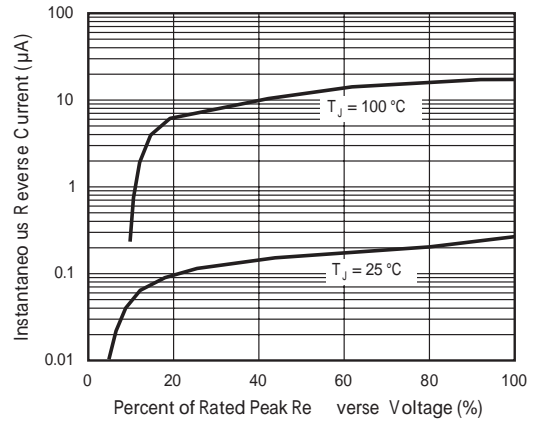


Figure 4. Typical Reverse Characteristics

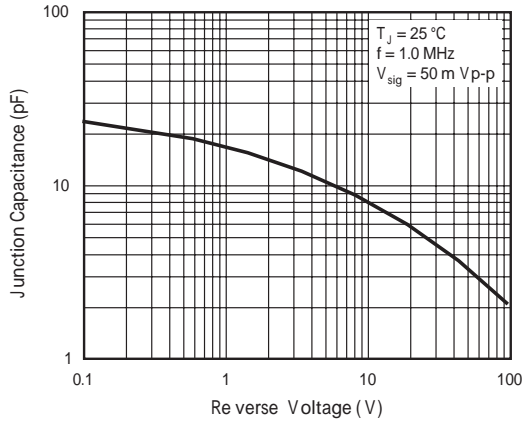


Figure 5. Typical Junction Capacitance

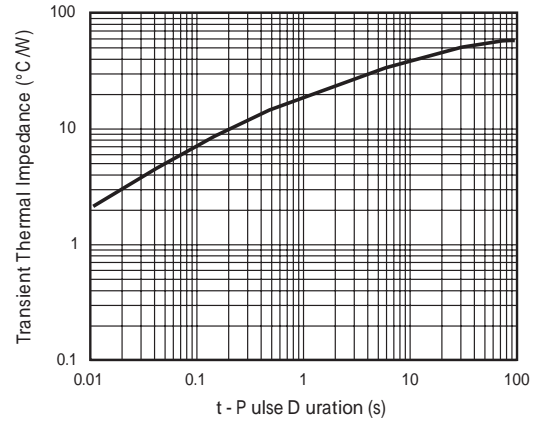


Figure 6. Typical Transient Thermal Impedance

PACKAGE OUTLINE DIMENSIONS

in inches (millimeters)

DO-204AL (DO-41)

