

## Candle (B-shape) Standard Candle B35 clear



### Product Description

- Flame-shaped bulb with clear glass and vacuum- or gas-filled bulb with B- or E-base

### Product Features

- Slender, crystal-clear lamps designed for sparkling highlights
- Creates a classic sparkling atmosphere

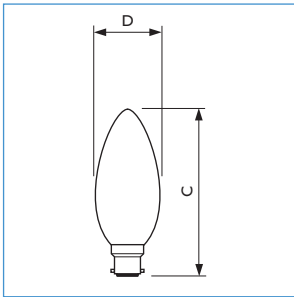
### Product Benefits

- At their best in decorative glass chandeliers and wall brackets with clear or textured glass bowls
- Brilliant, visible filament adds small points of brightness for an enriched lighting effect

### Application

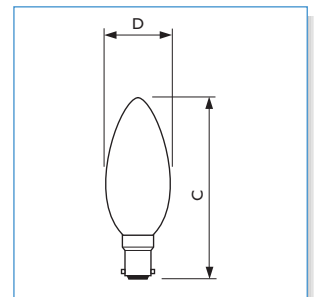
- Home use in living and dining rooms, bedrooms, halls and studies

- Hotel lounges, restaurants, bedrooms, halls, conference rooms and foyers
- Clubs and social areas
- Ballrooms
- Shops and boutiques
- Churches



Dimensions (mm)

Dim. no.	C max.	D nom.
1	95	35

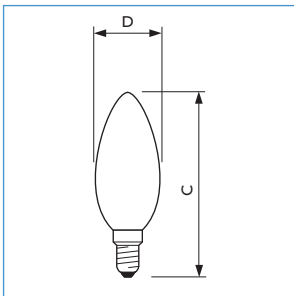


Dimensions (mm)

Dim. no.	C max.	D nom.
2	98	35

Type	Wattage	Cap/base	Voltage	Bulb shape	Bulb finish	Packing type	Packing configuration	Lamp Luminous Flux (lm)	Colour Rendering Index (R <sub>a</sub> )	Dim. no.	Photo letter	Ordering number
Standard	25W	B22	240V	B35	CL	2CT	2X10T/WL	200	100	1	B	8711500... <b>072450 35</b>
Standard	40W	B15	240V	B35	CL	2CT	2X10T/WL	405	100	2	C	<b>380371 35</b>
Standard	40W	B22	240V	B35	CL	2CT	2X10T/WL	385	100	1	B	<b>014276 35</b>
Standard	40W	E14	240V	B35	CL	2CT	2X10T/WL	405	100	3	A	<b>378521 35</b>
Standard	60W	B15	240V	B35	CL	1CT	10X10F	670	100	2	C	<b>018199 50</b>
Standard	60W	B22	240V	B35	CL	2CT	2X10T/WL	630	100	1	B	<b>014160 35</b>

420060109



Dimensions (mm)

Dim. no.	C max.	D nom.
3	100	35

## Candle (B-shape) Standard Candle B35 clear

### Additional technical data

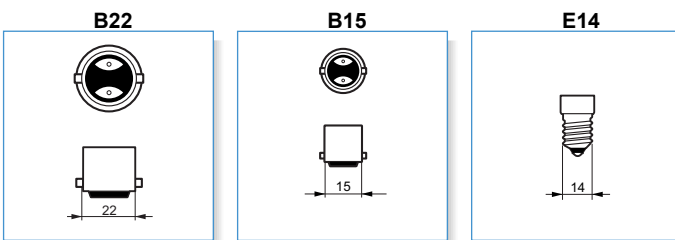
Product name	Bulb Finish	Average Lifetime (h)	Dimmable	Burning Position
Standard 25W B22 240V B35 CL	Clear	1000	yes	Any
Standard 40W B15 240V B35 CL	Clear	1000	yes	Any
Standard 40W B22 240V B35 CL	Clear	1000	yes	Any
Standard 40W E14 240V B35 CL	Clear	1000	yes	Any
Standard 60W B15 240V B35 CL	Clear	1000	yes	Any
Standard 60W B22 240V B35 CL	Clear	1000	yes	s90

### Logistic data

Product name	National Order Code	Packing type	Packing type description	Packs per outer box	Packing configuration
Standard 25W B22 240V B35 CL	25BCC2PZP	2CT	2 Lamps in a Folding Carton	20	2X10T/WL
Standard 40W B15 240V B35 CL	40SBCC2PZP	2CT	2 Lamps in a Folding Carton	20	2X10T/WL
Standard 40W B22 240V B35 CL	40BCC2PZP	2CT	2 Lamps in a Folding Carton	20	2X10T/WL
Standard 40W E14 240V B35 CL	40SESC2PZP	2CT	2 Lamps in a Folding Carton	20	2X10T/WL
Standard 60W B15 240V B35 CL	-	1CT	1 Lamp in a Folding Carton	100	10X10F
Standard 60W B22 240V B35 CL	60BCC2PZP	2CT	2 Lamps in a Folding Carton	20	2X10T/WL

Product name	Quantity per pack	Packing length (mm)	Packing width (mm)	Packing height (mm)	Gross weight per piece (g)	Net weight per piece (g)
Standard 25W B22 240V B35 CL	2	184	154	214	30.31	21.21
Standard 40W B15 240V B35 CL	2	184	154	214	26.70	17.60
Standard 40W B22 240V B35 CL	2	214	182	151	31.29	21.21
Standard 40W E14 240V B35 CL	2	182	151	214	21.74	14.94
Standard 60W B15 240V B35 CL	1	376	191	220	24.60	17.60
Standard 60W B22 240V B35 CL	2	214	182	151	31.29	21.21

### Cap/base



### Burning position

