

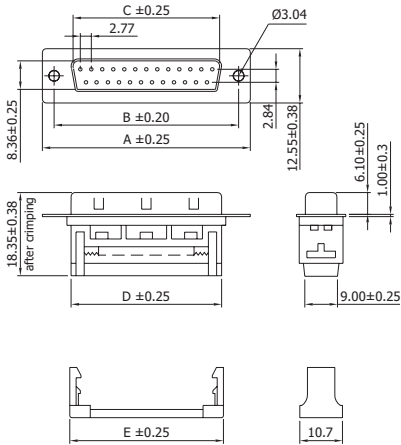
50-IFG-M

50-IFG-F

AWG #28



AWG #28

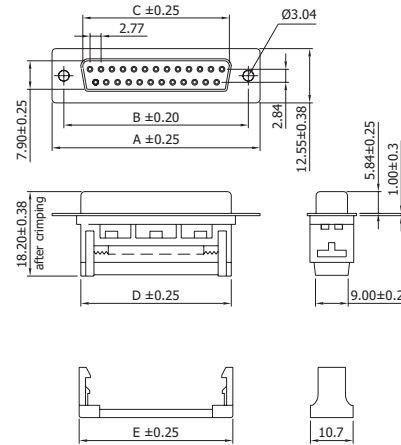


male dimensions

poles	09	15
A	30.80	39.20
B	24.99	33.32
C	16.92	25.25
D	16.10	24.00
E	18.60	26.60

poles	25	37
A	53.10	69.40
B	47.04	63.50
C	38.96	55.42
D	38.14	54.60
E	40.90	57.10

available pole no.: 09, 15, 25, 37



female dimensions

poles	09	15
A	30.80	39.20
B	24.99	33.32
C	16.33	24.66
D	16.10	24.00
E	18.60	26.60

poles	25	37
A	53.10	69.40
B	47.04	63.50
C	38.38	54.84
D	38.14	54.60
E	40.90	57.10

available pole no.: 09, 15, 25, 37

D-Sub

technical data

contact material : phosphor bronze
insulator : PBT+G/F
flammability : UL 94V-0

voltage rating : 500V AC
current rating : 1A
insulation resistance : 1000 Meg Ohm min
contact resistance : 15 milli Ohm max

operating temperature : -25°C to +85°C

plating

00= flash gold
30= selective gold 0.75µm
60= selective flash gold

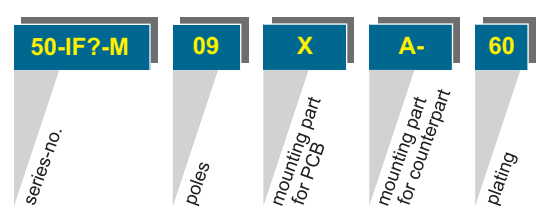
mounting part for PCB

please see page G14

mounting part for counterpart

please see page G14

order code



other materials are available, please contact us