

COMPACT PUSH WIRE® Connectors for Junction Boxes and Solid Conductors – Series 2273 Series

PUSH WIRE®



Stripped length



Strip solid conductor to 11 mm / 0.43 in (see marking).

PUSH WIRE® connection



Termination: Insert stripped conductor until it hits back-stop.

PUSH WIRE® connection



Removal: Hold conductor to be removed and alternately twist left and right while pulling the connector.

Mounting carrier



The mounting carrier is suitable for both connector profiles.



To adjust the mounting carrier, unlock the latch via 5.5mm operating tool and move the clamping slide to the required width by rotating the tool.

Visual wiring inspection



The transparent housing shows if conductors are fully inserted; within the colored base, a clear port shows if the conductor's strip length is correct.


Conductors are correctly stripped if the clear port shows no bare conductor on the unprinted connector side. Picture shows center conductor with exceeded strip length.

Testing



Testing via test port opposite to conductor entry.

Mounting carrier



In the mounting carrier, connectors may be commoned in longitudinal direction using 862-482 jumpers. Please note that jumpers cannot be removed.

Convenient wiring via extremely compact design. For conductors ranging from 0.5 to 2.5 mm² (AWG 18 - 14).

Any combination of conductor sizes is possible. PUSH WIRE® clamps solid conductors ("sol."). Push-in termination of up to 8 solid conductors.

Packing unit



Wholesale package with 10 boxes for use on site



PUSH WIRE® clamps the following copper conductors:*

solid

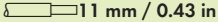

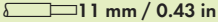
* Use contact paste "Alu-Plus" when connecting aluminum conductors
Item No. 249-130

COMPACT PUSH WIRE® Connectors for Junction Boxes and Mounting Carrier 2273 Series

PUSH WIRE®

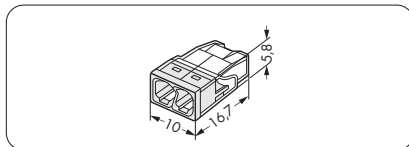
12

507

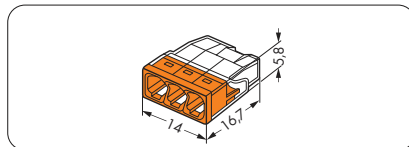
0.5 - 2.5 mm ² "s" AWG 18 - 14 "s" 450 V/4 kV/2 I _N 24 A	0.5 - 2.5 mm ² "s" AWG 18 - 14 "s" 450 V/4 kV/2 I _N 24 A	0.5 - 2.5 mm ² "s" AWG 18 - 14 "s" 450 V/4 kV/2 I _N 24 A
		



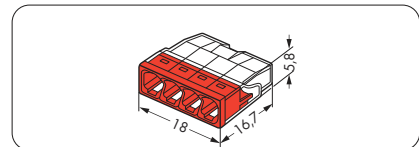
Item No.	Pack. Unit	Item No.	Pack. Unit	Item No.	Pack. Unit
COMPACT PUSH WIRE® connector for junction boxes,		COMPACT PUSH WIRE® connector for junction boxes,		COMPACT PUSH WIRE® connector for junction boxes,	
2-conductor connector, transparent housing, white cover		3-conductor connector, transparent housing, orange cover		4-conductor connector, transparent housing, red cover	
2273-202	1000 (10x100)	2273-203	1000 (10x100)	2273-204	1000 (10x100)




Dimensions in mm




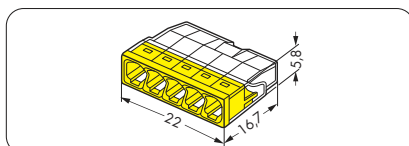
Dimensions in mm



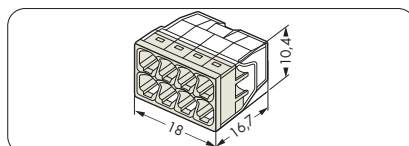
Dimensions in mm



Item No.	Pack. Unit	Item No.	Pack. Unit	Item No.	Pack. Unit
COMPACT PUSH WIRE® connector for junction boxes,		COMPACT PUSH WIRE® connector for junction boxes,		Mounting carrier,	
5-conductor connector, transparent housing, yellow cover		8-conductor connector, transparent housing, white cover		for single- (14 mm) and double-row (18.5 mm) connectors	
2273-205	1000 (10x100)	2273-208	500 (10x50)	 orange	2273-500 50 (5x10)



Dimensions in mm



Dimensions in mm

12

For list of approvals and user guide, see pages 634 to 637.